



Crane Copper Tube



## Copper Tube - ASTM B88

QUALITY, RELIABILITY,  
RANGE AND PERFORMANCE

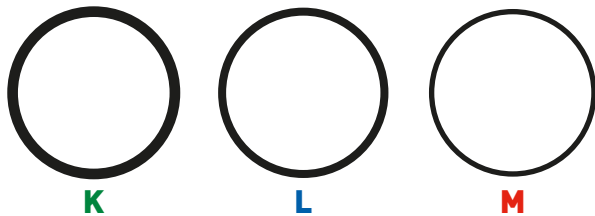
COPPER TUBE → PLUMBING → GAS FITTING → DRAINAGE

## ASTM B88 Copper Tube

This specification covers hard drawn temper, seamless copper tubes which are suitable for use in general plumbing applications, such as underground water services, potable water distribution, gas distribution and fire sprinkler installations.


To assist with selection, this standard is separated into three tube types - K, L and M. Each type is differentiated by a range of wall thicknesses, with Type K having a thicker wall than Type L, and Type L being thicker than type M, for any given diameter.

Type M is available on request, however minimum order quantities apply.



### ASTM B88 – TYPE K – DRAWN

Crane Item Number	Nominal Size	Actual Size	Outside Diameter		Wall Thickness		Lineal Weight		Form	Temper	Safe Working Pressure	
			in	(mm)	in	(mm)	lb/ft	(kg/m)			@≤250°F	@≤121°C
											psi	(kPa)
50200166	1/4"	3/8"	0.375	9.52	0.035	0.89	0.145	0.22	5.8m Straight	Drawn	1850	12757
50200168	3/8"	1/2"	0.500	12.70	0.049	1.24	0.268	0.40	5.8m Straight	Drawn	1946	13420
50200172	1/2"	5/8"	0.625	15.90	0.049	1.24	0.343	0.51	5.8m Straight	Drawn	1534	10581
50200174	5/8"	3/4"	0.750	19.10	0.049	1.24	0.418	0.62	5.8m Straight	Drawn	1266	8733
50200178	3/4"	7/8"	0.875	22.20	0.065	1.65	0.640	0.95	5.8m Straight	Drawn	1467	10114
50200183	1"	1 1/8"	1.125	28.60	0.065	1.65	0.839	1.25	5.8m Straight	Drawn	1126	7766
50200332	1 1/4"	1 3/8"	1.375	34.90	0.065	1.65	1.035	1.54	5.8m Straight	Drawn	914	6306
50200192	1 1/2"	1 5/8"	1.625	41.30	0.720	1.83	1.363	2.03	5.8m Straight	Drawn	850	5863
50200196	2"	2 1/8"	2.125	54.00	0.830	2.11	2.066	3.07	5.8m Straight	Drawn	748	5155
50200200	2 1/2"	2 5/8"	2.625	66.70	0.095	2.41	2.924	4.35	5.8m Straight	Drawn	684	4719
50200207	3"	3 1/8"	3.125	79.40	0.109	2.77	4.005	5.96	5.8m Straight	Drawn	662	4567
50200333	3 1/2"	3 5/8"	3.625	92.10	0.120	3.05	5.125	7.63	5.8m Straight	Drawn	628	4334
50200212	4"	4 1/8"	4.125	104.80	0.134	3.40	6.505	9.68	5.8m Straight	Drawn	619	4265
50200213	4"	4 1/8"	4.125	104.80	0.134	3.40	6.505	9.68	6.1m Straight	Drawn	619	4265
50200334	5"	5 1/8"	5.125	130.20	0.160	4.06	9.663	14.38	5.8m Straight	Drawn	592	4082
50200335	6"	6 1/8"	6.125	155.60	0.192	4.88	13.877	20.65	6.1m Straight	Drawn	595	4104
50200220	6"	6 1/8"	6.125	155.60	0.192	4.88	13.877	20.65	5.8m Straight	Drawn	595	4104
50200221	6"	6 1/8"	6.125	155.60	0.192	4.88	13.877	20.65	6.1m Straight	Drawn	595	4104
50200223	8"	8 1/8"	8.125	206.4	0.271	6.88	25.900	38.55	2.9m Straight	Drawn	634	4370



# Water → Gas → Waste

## ASTM B88 – TYPE L – DRAWN

Crane Item Number	Actual Size	Outside Diameter		Wall Thickness		Lineal Weight		Form	Temper	Safe Working Pressure	
		in	(mm)	in	(mm)	lb/ft	(kg/m)			@ ≤250°F	@ ≤121°C
										psi	kPa
50200164	3/8"	0.375	9.52	0.030	0.76	0.126	0.187	5.8m Straight	Hard Drawn	1850	12757
50200165	3/8"	0.375	9.52	0.030	0.76	0.126	0.187	20ft Straight	Hard Drawn	1850	12757
50200167	1/2"	0.500	12.70	0.035	0.89	0.198	0.295	5.8m Straight	Hard Drawn	1946	13420
50200169	5/8"	0.625	15.90	0.040	1.02	0.286	0.426	10ft Straight	Hard Drawn	1534	10581
50200170	5/8"	0.625	15.90	0.040	1.02	0.286	0.426	5.8m Straight	Hard Drawn	1534	10581
50200171	5/8"	0.625	15.90	0.040	1.02	0.286	0.426	20ft Straight	Hard Drawn	1534	10581
50200173	3/4"	0.750	19.10	0.040	1.07	0.364	0.542	5.8m Straight	Hard Drawn	1266	8733
50200175	7/8"	0.875	22.20	0.045	1.14	0.453	0.674	10ft Straight	Hard Drawn	1467	10114
50200176	7/8"	0.875	22.20	0.045	1.14	0.453	0.674	5.8m Straight	Hard Drawn	1467	10114
50200177	7/8"	0.875	22.20	0.045	1.14	0.453	0.674	20ft Straight	Hard Drawn	1467	10114
50200180	1 1/8"	1.125	28.60	0.050	1.27	0.655	0.975	10ft Straight	Hard Drawn	1126	7766
50200181	1 1/8"	1.125	28.60	0.050	1.27	0.655	0.975	5.8m Straight	Hard Drawn	1126	7766
50200182	1 1/8"	1.125	28.60	0.050	1.27	0.655	0.975	20ft Straight	Hard Drawn	1126	7766
50200184	1 3/8"	1.375	34.90	0.055	1.40	0.885	1.317	10ft Straight	Hard Drawn	914	6306
50200185	1 3/8"	1.375	34.90	0.055	1.40	0.885	1.317	5.8m Straight	Hard Drawn	914	6306
50200186	1 3/8"	1.375	34.90	0.055	1.40	0.885	1.317	20ft Straight	Hard Drawn	914	6306
50200188	1 5/8"	1.625	41.30	0.060	1.52	1.141	1.698	10ft Straight	Hard Drawn	850	5863
50200189	1 5/8"	1.625	41.30	0.060	1.52	1.141	1.698	5.8m Straight	Hard Drawn	850	5863
50200190	1 5/8"	1.625	41.30	0.060	1.52	1.141	1.698	5.8m Straight	Hard Drawn	850	5863
50200191	1 5/8"	1.625	41.30	0.060	1.52	1.141	1.698	20ft Straight	Hard Drawn	850	5863
50200193	2 1/8"	2.125	54.00	0.070	1.78	1.754	2.610	10ft Straight	Hard Drawn	748	5155
50200194	2 1/8"	2.125	54.00	0.070	1.78	1.754	2.610	5.8m Straight	Hard Drawn	748	5155
50200195	2 1/8"	2.125	54.00	0.070	1.78	1.754	2.610	20ft Straight	Hard Drawn	748	5155
50200197	2 5/8"	2.625	66.70	0.080	2.03	2.477	3.686	10ft Straight	Hard Drawn	684	4719
50200198	2 5/8"	2.625	66.70	0.080	2.03	2.477	3.686	5.8m Straight	Hard Drawn	684	4719
50200199	2 5/8"	2.625	66.70	0.080	2.03	2.477	3.686	20ft Straight	Hard Drawn	684	4719
50200201	3 1/8"	3.125	79.40	0.090	2.29	3.332	4.958	10ft Straight	Hard Drawn	662	4567
50200205	3 1/8"	3.125	79.40	0.090	2.29	3.332	4.958	5.8m Straight	Hard Drawn	662	4567
50200206	3 1/8"	3.125	79.40	0.090	2.29	3.332	4.958	20ft Straight	Hard Drawn	662	4567
50200327	3 5/8"	3.625	92.10	0.100	2.54	4.293	6.388	20ft Straight	Hard Drawn	628	4334
50200208	4 1/8"	4.125	104.80	0.110	2.79	5.370	7.99	10ft Straight	Hard Drawn	619	4265
50200209	4 1/8"	4.125	104.80	0.110	2.79	5.370	7.99	5.8m Straight	Hard Drawn	619	4265
50200211	4 1/8"	4.125	104.80	0.110	2.79	5.370	7.99	20ft Straight	Hard Drawn	619	4265
50200214	5 1/8"	5.125	130.20	0.125	3.18	7.621	11.34	5.8m Straight	Hard Drawn	592	4082
50200314	5 1/8"	5.125	130.20	0.125	3.18	7.621	11.34	20ft Straight	Hard Drawn	592	4082
50200216	6 1/8"	6.125	155.60	0.140	3.56	10.213	15.20	10ft Straight	Hard Drawn	595	4104
50200217	6 1/8"	6.125	155.60	0.140	3.56	10.213	15.20	5.8m Straight	Hard Drawn	595	4104
50200218	6 1/8"	6.125	155.60	0.140	3.56	10.213	15.20	20ft Straight	Hard Drawn	595	4104
50200222	8 1/8"	8.125	206.40	0.200	5.08	19.298	28.72	20ft Straight	Hard Drawn	634	4370
50200266	10 1/8"	10.125	257.18	0.250	6.35	30.053	44.72	4m Straight	Hard Drawn	634	4370
50200267	12 1/8"	12.125	307.98	0.280	7.11	40.363	60.07	2.5m Straight	Hard Drawn	634	4370



Crane copper tube is manufactured to the ASTM B88 standard using the highest grade raw materials and modern extruding and drawing technology to provide superior products for water and gas applications.

## Crane Copper Tube – ASTM B88

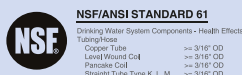
- **Quality Certified:** Crane copper tube is certified to comply with ASTM B88 - Standard specification for seamless copper water tube.
- **Internal Surface Quality:** Crane Copper Tube is manufactured using special processes to provide enhanced internal bore characteristics that offer improved corrosion resistance and levels of carbon residue well below the values set by the Standard.
- **Multi Applications:** Crane Copper Tube has great versatility for multiple uses including hot and cold water, above and below ground services, gas reticulation, heating and general plumbing applications.
- **Inherent Strength:** Copper tube has inherent strength, providing good resistance to external damage, puncture, abrasion, vibration bumps, and has a wide operating range for pressure and vacuum.
- **Impervious:** Copper tube is impervious to oxygen, insecticide, solvents and toxins.
- **Non-Flammable:** Copper tube is non-flammable and does not emit toxic fumes during fire.
- **Full Flow Joints:** Copper tube jointing does not reduce the bore of the tube, therefore providing high flow performance.
- **Low Friction Loss:** Copper tube provides high flow rates with minimal external dimensions.
- **U.V. Resistant:** Copper tube does not degrade from direct sunlight or become brittle with age.
- **Resists Rodent Attack:** Copper tube is not prone to damage due to rodent attack.
- **Standard Industry Sizes:** Copper tube is made to industry standard sizes not a unique brand size.
- **Stability:** Copper tube does not creep with age and has 7 to 15 times less lineal expansion than other materials with heat, and continues to perform at high temperatures.
- **Healthier & Non-tainting:** Copper tube does not adversely affect the taste of water, and \*reduces the number of harmful micro-organisms in water. \*Study conducted by INCRA under project N°348 – 1984 using water contaminated with coliforms.
- **Proven Track Record:** Crane copper tube is part of a superior system with a proven track record.
- **Add Value For Life:** Copper tube adds value and is recognised as the superior plumbing material.
- **Recyclable:** Copper tube is a valuable recyclable material.

Information contained in this brochure is provided as a guide only. Crane Copper Tube does not warrant that the information is accurate or without errors or omissions. Crane Copper Tube reserves the right to correct any errors or misprints. All information and product details contained within this document are provided as a guide only.

### Crane Copper Tube

CBR 127 81 65699

Tel: +82-2-3290-9084  
 Fax: +82-2-2231-9055  
 sales@cranecoppertube.com  
 www.cranecoppertube.com



Your local agent:

